

Introducing the new...

AccuVein AV600

The 4th Generation of AccuVein Innovation

Built on over a decade of clinical use and millions of patient encounters, the AV600 represents the next evolution of AccuVein's industry-leading vein visualization technology. Designed for enhanced performance, improved durability, and advanced engineering, the AV600 helps clinicians confidently locate veins and improve the patient experience.

NEXT-GENERATION IMAGING ENGINE

A newly designed vein image projection engine provides 4x pixel count for bright, crisp resolution, helping clinicians quickly identify suitable veins for venipuncture and IV placement.

SEALED HOUSING TO PROMOTE INFECTION PREVENTION

No fans or vented openings allows for easier cleaning and contamination avoidance. IP54 Ingress Protection rating documents protection from liquid splashes and dust.

COMPATIBLE WITH PRIOR GENERATION DEVICES






Backward compatible with most prior generation AccuVein chargers and stands. Screen and activation buttons are consistent, allowing for familiar operation by AV500 users.

REFINED CLINICAL EXPERIENCE AND RELIABILITY

Upgraded components, setting icons and auto self diagnostics for reliability and intuitive use. New training video access with QR link.



Product Specification Comparison

	AV500	AV600
		
Projection image pixelation	150 x 150 (22,500 pixels)	300 x 300 (90,000 pixels)
Ingress Protection (IP) Rating	n/a	IP54 (liquid splash and dust resistant)
Size	5 x 6 x 20 cm (2" x 2.4" x 7.9")	5 x 6 x 20 cm (2" x 2.4" x 7.9")
Weight	275 grams (9.7 oz.)	275 grams (9.7 oz.)
Battery	BA 500 Li-Ion 3.636V, 3,500mAh, 13Wh	BA 500 Li-Ion 3.636V, 3,500mAh, 13Wh
Continuous (vein light on) run-time on full charge	120 minutes	120 minutes
Maximum charging time	3 hours 45 minutes	3 hours 45 minutes
CC500 charging cradle	Input: 5V 2.0A	Input: 5V 2.0A
PS510 Power Supply	Input: 100V – 240V 50Hz-60Hz 0.32-0.19A output 5v 2.0A	Input: 100V – 240V 50Hz-60Hz 0.32-0.19A output 5v 2.0A
Projection image size at 200mm (7.9") distance	55mm x 55mm	66mm x 66mm
Faceplate and power button color	Purple	Teal
Projection mode (left button)	Green base Dark veins  Dark base Green veins 	Green base Dark veins  Dark base Green veins 
Brightness intensity (center button)	High  Medium  Low 	High  Medium  Low 
Timeout mode (right button)	10 minutes and infinity	10 minutes and 60 minutes
QR Code icon link to educational videos, IFU	n/a	Enter time-out mode, then center button for QR icon / IFU 
Class 1 Laser Device; eye safe	Wavelengths: 520nm and 830nm Pulse energy: 485nJ and 270nJ EN/IEC 60825-1:2014	Wavelengths: 520nm and 808nm Pulse energy: 440nJ and 220nJ EN/IEC 60825-1:2014
Order code	AV500	AV600

For more information, visit www.accuvein.com or call us at +1 (816) 997 - 9400